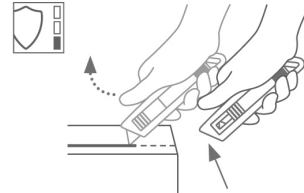


DESCRIZIONE: **Cutter di sicurezza**

CODICE: **C 5299 9300**

SECUNORM PROF125 MDP
NO. 120700

Safety technology



Automatic blade retraction – a high degree of safety

The automatic blade retraction of the SECUNORM PROF125 MDP guarantees a high degree of safety from cut injuries. As soon as you have started to cut, take your thumb off the slider. The blade can thus withdraw back into the handle immediately after leaving the material being cut.



ROBUST SAFETY KNIFE WITH AN EXTENDED BLADE LENGTH OF 25 MM AND AUTOMATIC BLADE RETRACTION.

Order No. 120700.02

For all cuts. In specific workplaces.

Our SECUNORM PROF125 is aptly named. „Profi“ because this cutter really does behave professionally. Whatever the situation, whatever the cutting material. The „25“ is in reference to its impressive blade extension of 25 mm, with which even 3-ply cardboard can be cut. And finally, the „MDP“ tag means that all plastic parts of this cutter can be detected by a metal detector.

Can be metal detected.

While working, a cutting tool - or parts of it - can sometimes get lost. But only for a short while. Because the plastic, that can be detected by a metal detector ensures that you find it again fast.

No paint.

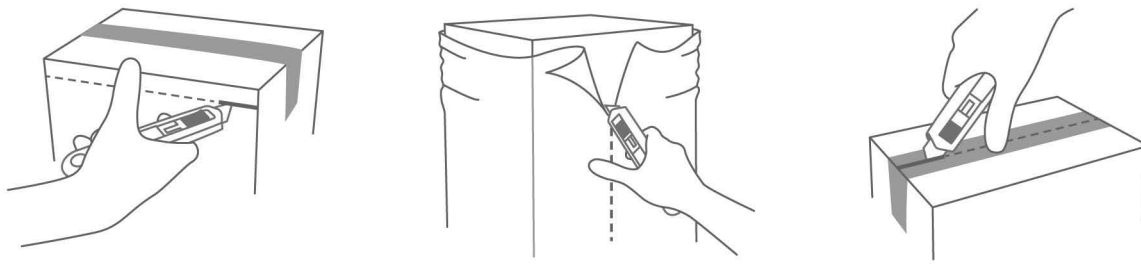
You would like to avoid risks in your job, wherever possible? That's understandable. An unpainted handle minimises the risk of contamination of the production process.

Robust handle

The plastic insert of the SECUNORM PROF125 is in an aluminum handle. With its robust design, it is predestined for high cutting frequencies and a long life.

2-cutting edge blades

Before you have to change the quality blade, you can turn it around once. This doubles the usage time of the blade - and reduces the energy you use up. Because your product cuts like new again.










PRODUCT FEATURES


Technical features

 High safety	 Metal detectable	 Tool-less blade change	 Very abrasion resistant
 Ergonomic	 2-times usable blade	 Extended blade length	 Cutting depth
 For right and left hander	 Printable for promotional purposes		

Main cutting materials

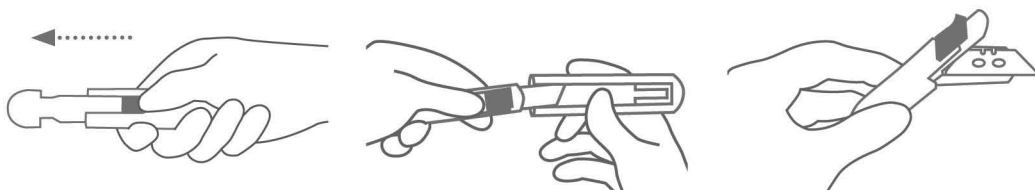
 Cardboard: up to 3-ply	 Wrapping, stretch, and shrink foil	 Plastic strapping band	 Tape
 Bagged goods	 Layers of foil or paper	 Yarn, cord	

Installed blade



NO. 199
0.63 mm, deep-edged, stainless

BLADE CHANGE



use the slider to push the plastic insert back and out of the handle. Don't pull the insert while holding onto the slider. Reverse or replace the blade and reinstall the plastic insert. Make sure you position the new or turned blade exactly over the locating lugs.

Attention: Never hold your hand in front of the blade exit while inserting the blade.

For use by left-handers: Turn the blade through 180 degs.

SERVICES OFFERED



Safety poster



Technical data sheet



Consulting service

PRODUCT AND PACKAGING DETAILS

Order No.	NO. 120700.02	Packaging unit	1 in single unit box
Knife size (L x W x H)	143 x 17 x 31 mm	Size Single unit box	144 x 22 x 38 mm
Weight knife	84.5 g	Weight single unit box	99.3 g
Main material	Aluminium	EAN Code single unit box	4002632920431
Extended blade length	25 mm	Quantity in outer pack	10 knives
Cutting depth	21 mm	Size outer pack	115 x 80 x 160 mm
		Weight outer pack	1021 g
		EAN Code outer pack	4002632971754
		Customs tariff number	82119300

Date of issue	11.08.2011 00:00:00
Certificate	GS certificate NO. S 60040423

Certificates and awards



SECURITY ADVICE

To ensure that you use your new MARTOR knife safely and most effectively, please read and note the following user-instructions. Please keep the written guide in a safe place so that you can access it at any time.

1. General application instructions: Please use the product carefully for cutting work only and not for any purposes other than those that are intended. Please take the correct handling and the proper use of the knives into account in this regard.

2. Special application instructions to avoid the danger of injuries: Only use knives that are in perfect condition and have sharp, clean and undamaged blades. employ the utmost care when handling the knives.

CAUTION: The blade is sharp and can result in serious and deep cuts. Therefore, never reach into the blade! To reduce the danger of injuries, hold the hand that is being used to restrain and stabilise the cutting base in such a manner that the restraining hand or even other body parts are not endangered in the event that the knife slips.

3. Replacement of spare parts: Replace any blades that be-

come dull at the right time! Use only the replacement blades available at MARTOR for this purpose. Dispose of old blades in a proper fashion. They should not be placed in a waste paper bin, as this poses a considerable danger of injuries. Never perform any repairs yourself. If the knife displays signs of aging or other wear, e.g. function problems when changing the blade or in the handling of the blade pushers, then it must be rejected and replaced with a new one. Any modifications or manipulations to the product are prohibited, as they impair the product safety. **CAUTION:** There is an extremely high danger of injuries here!

4. Non-use of the knife: Always secure the blade in such a way that injuries due to cuts are excluded. Store the knife in a secure place.

5. Care instructions: Always keep the knife clean and do not expose it to unnecessary humidity to safeguard a long service life.

CAUTION: No liability will be assumed for consequential losses. Subject to technical changes and errors! This knife does not belong in the hands of children!


ACCESSORIES

BELT HOLSTER
NO. 9829



A belt holster is an ideal place to stow your safety cutter. You can attach this BELT HOLSTER either directly to your belt, or to your clothing using a clip. In this way, you can keep your cutting tool close to your side at all times.

HOLSTER
NO. 9842



This blue plastic HOLSTER is just like the black version, only smaller. Use it to safely store and transport SECUNORM cutters MULTISAFE, MULTISSET, PROFI, PROFI LIGHT, PROFI25 and PROFI40. With this holster on your hip, your cutter will always be within grasping range.

USED BLADE
CONTAINER
NO. 9810



You can fill the USED BLADE CONTAINER with the content of your SAFEBOX. Or directly with your used blades. When the box is full, turn the lid until it shuts. Now the box cannot be reopened. The next step is to safely and completely dispose of the filled USED BLADE CONTAINER.

WALL MOUNT
BRACKET USED
BLADE CONTAINER
NO. 9845



Include it in your order now! With this mounting bracket you can fix your USED BLADE CONTAINER to a central location. Use the clamp and screws and nuts supplied with the product to attach it to either a pipe or a rod.

SAFEBOX
NO. 108000



The SAFEBOX is large enough to store a large number of used blades safely. And at the same time, it is compact enough to carry on you. The two slits are not only used for filling, but also to „shorten“ your snap-off blades. When your SAFEBOX is full, empty it into your USED BLADE CONTAINER.

ACRYLIC TEST
CARD SET
NO. 9900



You can check the sensitivity of your metal detector to MARTOR's MDP plastic by using our acrylic test cards. The MDP TEST CARD SET ACRYL consists of five cards. Each card houses a small MDP plastic ball, ranging in size from 2.5 to 8 mm in diameter. The acrylic cards are especially stable and durable.

BUSINESS CARD
TEST CARD SET
NO. 9910



There are five cards with different plastic balls in the MDP TEST CARD SET - between 2.5 mm and 8 mm in size. You can reliably test the effectiveness of your metal detectors using the „Visiting card“. The difference between this and the acrylic card is that it is welded into a polythene bag and cannot be re-used so frequently.